






Professional Tooth Whitening




Cosmetic tooth whitening

Application or first use only in the dental clinic

Method	Application time per session	Number of Applications
 <p>HOME WHITENING Cosmetic tooth whitening treatment to be used at home by the patient with laboratory custom-made trays.</p>	10%: overnight, min. 4 hours 16%: overnight or daytime, min. 2 hours	5 - 12 5 - 12
 <p>POWER WHITENING YF 6% The fast method of cosmetic chairside tooth whitening in the dental clinic.</p>	3 - 4 x 15 - 20 min	1 - 2 sessions
 <p>LIGHT WHITENING AC 6% The most effective and fastest method of cosmetic chairside tooth whitening.</p>	3-4 x 15 - 20 min	1 - 2 sessions

Medical tooth whitening

Application only with medical indication from dentist

Method	Application time per session	Number of Applications
 <p>IN-OFFICE WHITENING Cosmetic tooth whitening treatment to be used at home by the patient with laboratory custom-made trays or as internal „walking bleach technique“ for endodontically treated teeth..</p>	30 - 60 minutes in the waiting room	5 - 12
 <p>POWER WHITENING YF 40% (mixed 32%) Medical tooth whitening chairside or for intracoronal whitening of endodontically treated teeth.</p>	3 x 15 min (max. 4 x 15 min)	1 session, in exceptional cases 2 sessions
 <p>LIGHT WHITENING AC The most effective and fastest method of medical chairside tooth whitening with light support. Also suitable for intracoronal whitening of endodontically treated teeth.</p>	LW AC 22% HP 3 x 20 min (max. 4 x 20 min)	1 session, in exceptional cases 2 sessions
	LW AC 32% HP 3 x 15-20 min (max. 4 x 15 min)	1 session, in exceptional cases 2 sessions